

# ACCESSORIES *shell & tube heat exchangers*

## 56T THERMOSTATIC MODULATING WATER VALVE WITH BULB WELL ASSEMBLY

(for Shell & Tube Heat Exchangers And Air/Oil Coolers)

### SPECIFICATIONS

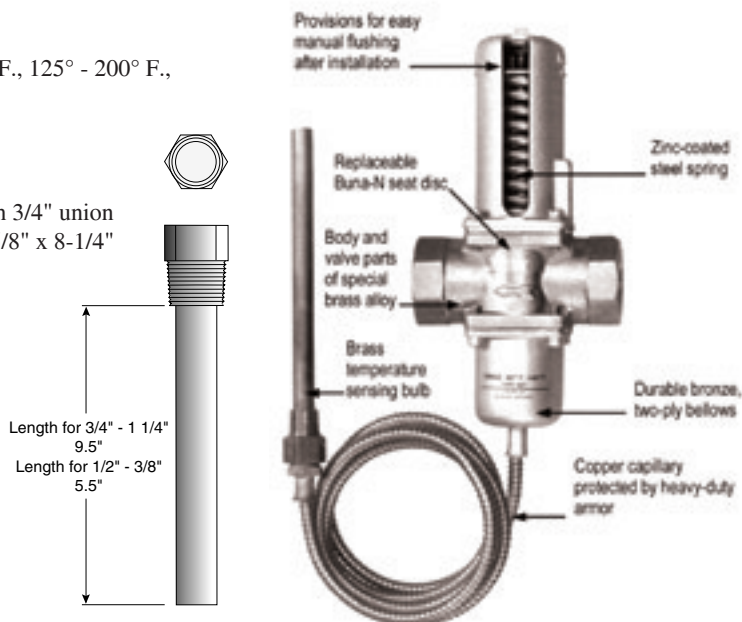
<b>Sizes</b>	0.375", 0.50", 0.75", 1.00", 1.25" FPT
<b>Fluid Pressure</b>	125psi (max.)
<b>Standard Temperature</b>	40° - 100° F., 60° - 140° F., 100° - 175° F., 125° - 200° F., 140° - 240° F., 200° - 275°F.
<b>Body</b>	Brass alloy casting
<b>Valve Parts</b>	Brass alloy
<b>Standard Capillary Length</b>	6' & 20' foot
<b>Standard Bulbs</b>	For 3/8" & 1/2" valve sizes: 5/8" x 6 with 3/4" union connections. For 3/4" & 1" valve sizes: 5/8" x 8-1/4" with 3/4" union connections. Stainless steel construction available.
<b>Standard Bulb Mounting</b>	3/4" NPT
<b>Seat Disk</b>	Buna-N-replaceable
<b>Seat Bead</b>	Stainless Steel - replaceable

### APPLICATION INFORMATION

- Built for rugged machine tool and hydraulic applications.
  - Adjustable temperature range to meet your requirements.
  - Quick response to temperature changes.
  - Extra heavy-duty direct acting bellows for longer service.
- Note: Please consult factory if a non-cataloged temperature is required.

The type 56-T valve gives smooth regulation of water and other fluids. It's designed for the most rugged application. For example: hydraulic power packaging equipment, hydraulic presses, plastic molding equipment, and anywhere reliability in temperature control is demanded.

The type 56-t valve is a better designed product that won't leak or chatter. To insure dependability, every valve is factory tested three times in different temperature baths. Extra performance can be expected of the bellows also. They are direct acting with sturdy walls, and the inner spring is zinc coated. The seat beads are stainless steel to resist the erosive effects of *wire drawing* and provide longer life for your needs. Additional features include mounting in any position, Buna-N seat disc, and manual flushing.



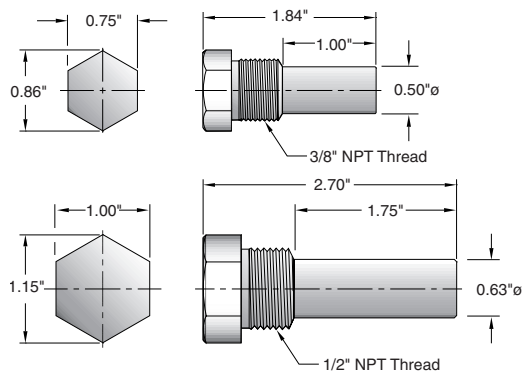
### Thermostatic Modulating Water Valve

Part Number	Description	
	Size NPT	Temp. Range
310-1001	3/8"	60 °F - 140 °F
310-1004	1/2"	60 °F - 140 °F
310-1008	3/4"	60 °F - 140 °F
310-1014	1"	60 °F - 140 °F
310-1020	1-1/4"	60 °F - 140 °F
310-1046	1-1/2"	60 °F - 140 °F
310-1047	2"	60 °F - 140 °F
310-1025	3/8"	100 °F - 175 °F
310-1005	1/2"	100 °F - 175 °F
310-1010	3/4"	100 °F - 175 °F
310-1015	1"	100 °F - 175 °F
310-1026	1-1/4"	100 °F - 175 °F

Bulb Well	
Part Number Brass	Part Number Stainless Steel
310-2001	310-2003
310-2001	310-2003
310-2002	310-2004
310-2002	310-2004
310-2002	310-2004
310-2001	310-2003
310-2001	310-2003
310-2002	310-2004
310-2002	310-2004
310-2002	310-2004

### Zinc Anode List Prices

Description	
Part Number	Size NPT
301-0004	3/8" NPT
301-0003	1/2" NPT



# ACCESSORIES *shell & tube heat exchangers*

## "Y" STRAINER (for Shell & Tube Heat Exchangers And Air/Oil Coolers)

### APPLICATIONS & SPECS. ("Y" Strainers)

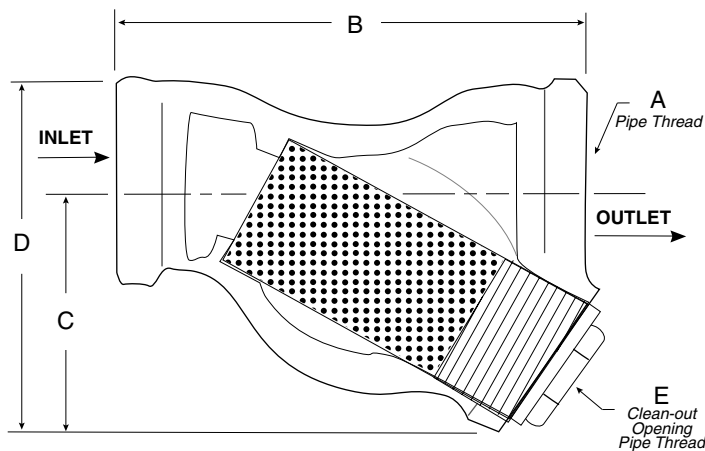
These strainers are engineered for water or steam, and are adaptable for many other uses. Cleaning is accomplished by simply removing a pipe plug without disconnecting any piping. Or, if it is desirable to clean without interrupting service, a blow-off valve can be connected to the clean-out opening. **Note:** Pumps, control valves, traps, or other equipment controlling the flow of liquids or gases require proper protection with strainers for trouble free operation.

### 18 - Y BRASS STRAINERS

The 18 - Y strainer body is a sturdy red brass casting. Standard units have 50 mesh brass wire screens. Brazing connections are available on special order instead of pipe threads.

### 20 - Y STRAINERS

The 20 - Y strainer has a heavy cast iron body with accurately machined pipe thread inlet and outlet (National Pipe Thread N.P.T.). It contains a strainer screen of 0.02" thick brass with 100, 1/16" perforations per inch.



MODEL	SIZE A (NPT)	DIMENSIONS (Inches)				WT. (lbs.)
		B	C	D	E (NPT)	
18 - Y	0.38"	2.50"	2.63"	2.00"	0.25"	0.75
	0.50"	2.50"	2.63"	2.00"	0.25"	0.75
	0.75"	3.50"	3.75"	2.75"	0.50"	1.75
	1.00"	3.50"	3.75"	2.75"	0.50"	1.75
20 - Y	0.50"	4.00"	3.25"	2.50"	0.38"	1.75
	0.75"	4.00"	3.25"	2.50"	0.38"	1.75
	1.00"	4.75"	4.38"	3.38"	0.75"	4.00
	1.25"	6.00"	5.13"	3.88"	0.75"	4.75
	1.50"	6.00"	5.13"	3.88"	0.75"	4.75
	2.00"	8.13"	6.38"	4.63"	0.75"	13.00

PRESSURE RATINGS, ALL MODELS: 125lbs. per Sq.In.

Part Number	Description		Part Number	Description	
	Size NPT	Material		Size NPT	Material
310-3002	1/2"	Cast Iron	310-3001	3/8"	Brass
310-3004	3/4"		310-3003	1/2"	
310-3006	1"		310-3005	3/4"	
310-3008	1-1/4"		310-3007	1"	
310-3009	1-1/2"		310-3013	1-1/4"	
310-3010	2"		310-3014	1-1/2"	
310-3011	2-1/2"		310-3015	2"	
310-3012	3"		310-3016	2-1/2"	
			310-3017	3"	