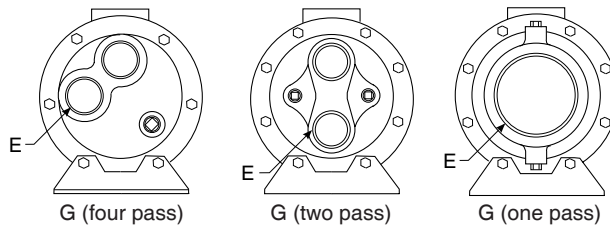
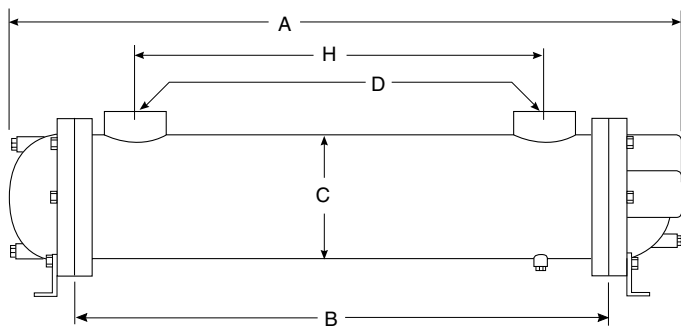
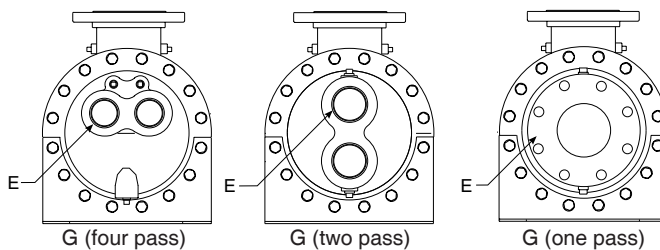
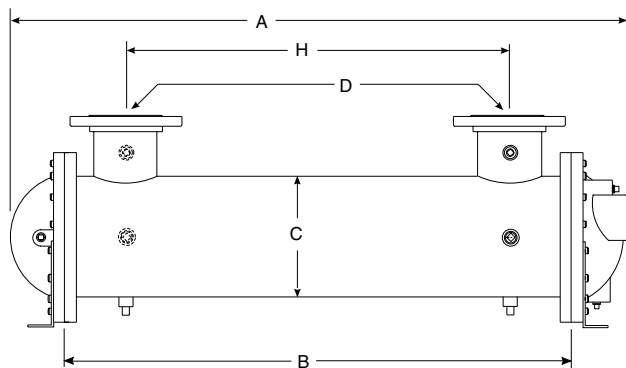


REPLACEMENT IDENTIFICATION *shell & tube*



CS Series



AB 2000 / CS 2000 Series

- A Overall Length _____
- B Flange to Flange Length _____
- C Shell Diameter _____
- D Shell Side Pipe Size _____
- E Tube Side Pipe Size _____
- G Number of Passes _____
- H Center to Center Shell _____
- I Tube Size (O.D.) / No. of Tubes _____
- J Tube Material _____
- L End Bonnet Material _____

If Available:
 Manufacturer _____
 Model Number _____

Comments
